

BiMAX 5 *Bifacial Double Glass/Transparent Backsheet*

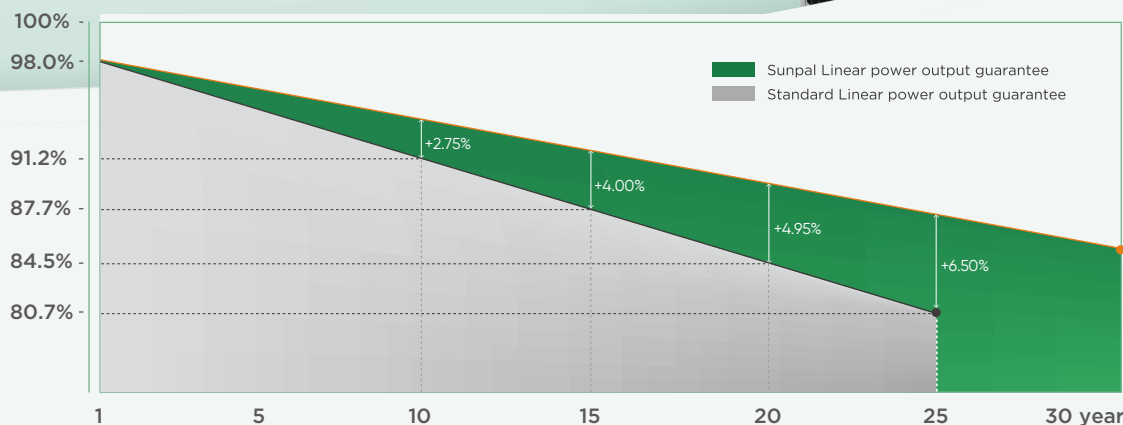

540~560W

144 Half-Cell | 182mmCell. | MBB

High Efficiency
Low LID Bifacial PERC with
Half-cut Technology

Quality Guarantee

12-year material & technology warranty
 30-year linear power output warranty



84.95%

21.67%
 Max Module Eff.
0~+5W
 Positive Tolerance

Front side performance equivalent to conventional low LID mono PERC:

- > High module conversion efficiency (up to 21.67%)
- > Better energy yield with excellent low irradiance performance and temperature coefficient
- > First year power degradation <2%

Bifacial technology enables additional energy harvesting from rear side (up to 25%)

Glass/glass lamination ensures 30 year product lifetime, with annual power degradation < 0.45%, 1500V compatible to reduce BOS cost

Solid PID resistance ensured by solar cell process optimization and careful module BOM selection

Reduced resistive loss with lower operating current

Higher energy yield with lower operating temperature

Reduced hot spot risk with optimized electrical design and lower operating current

Complete System and Product Certifications

IEC 61215, IEC 61730, UL 61730
 ISO 9001:2008: ISO Quality Management System
 ISO 14001: 2004: ISO Environment Management System
 OHSAS 18001: 2007 Occupational Health and Safety



* Specifications subject to technical changes and tests. Sunpal Solar reserves the right of interpretation.



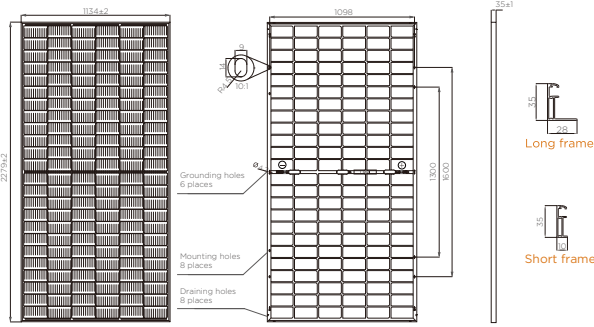
Add: No. 398 Ganquan Road, Hefei, Anhui, China.
 Email: silvia@sunpalsolar.com Tel: +86 551 6586 5992
 WhatsApp: +86 182 6991 2022 Web: www.sunpalsolar.com



WeChat

Search Sunpal Solar

Design (mm)



Cell Orientation	144 (6x24)
Junction Box	IP68, three diodes
Output Cable	4mm ² , 300mm in length, length can be customized
Glass	Double/Single glass 2.0/3.2mm coated tempered
Frame	Anodized aluminum alloy frame
Weight:	31.6kg±3%
Dimension	2279×1134×35mm
Packaging	31pcs per pallet 620pcs per 40'ft Container

Operational Temperature	-40°C~+85°C
Power Output Tolerance	0~+5W
Voc & Isc Tolerance	±3%
Max. System Voltage	DC1500V(IEC/UL)
Max. Series Fuse Rating	25A
NOCT	45±2°C
Safety Class	II
Fire Rating	UL type 3
Bifaciality	Glazing 70±5%
Max. Static Load(Front)	5400Pa
Max. Static Load(Back)	2400Pa

*Units: mm *Tolerance: ±2mm

Electrical Characteristics

Model Number	SP540M-72H		SP545M-72H		SP550M-72H		SP555M-72H		SP560M-72H	
	STC	NOCT	STC	NOCT	STC	NOCT	STC	NOCT	STC	NOCT
Maximum Power (Pmax/W)	540	401	545	406	550	410	555	414	560	418
Open Circuit Voltage (Voc/V)	49.44	46.18	49.54	46.77	49.60	46.87	49.74	46.97	49.88	47.07
Short Circuit Current (Isc/A)	13.86	11.01	13.93	11.26	14	11.32	14.07	11.38	14.14	11.44
Voltage at Maximum Power (Vmp/V)	40.72	38.57	40.81	38.25	40.9	38.42	40.99	38.59	41.08	38.76
Current at Maximum Power (Imp/A)	13.27	10.39	13.36	10.62	13.45	10.68	13.54	10.73	13.63	10.78
Module Efficiency(%)	20.9		21.09		21.29		21.48		21.67	
Temperature Coefficient of Isc	+0.045%/°C									
Temperature Coefficient of Voc	-0.275%/°C									
Temperature Coefficient of Pmax	-0.350%/°C									

* STC (Standard Testing Conditions): Irradiance 1000W/m², Cell Temperature 25°C, Spectra at AM1.5

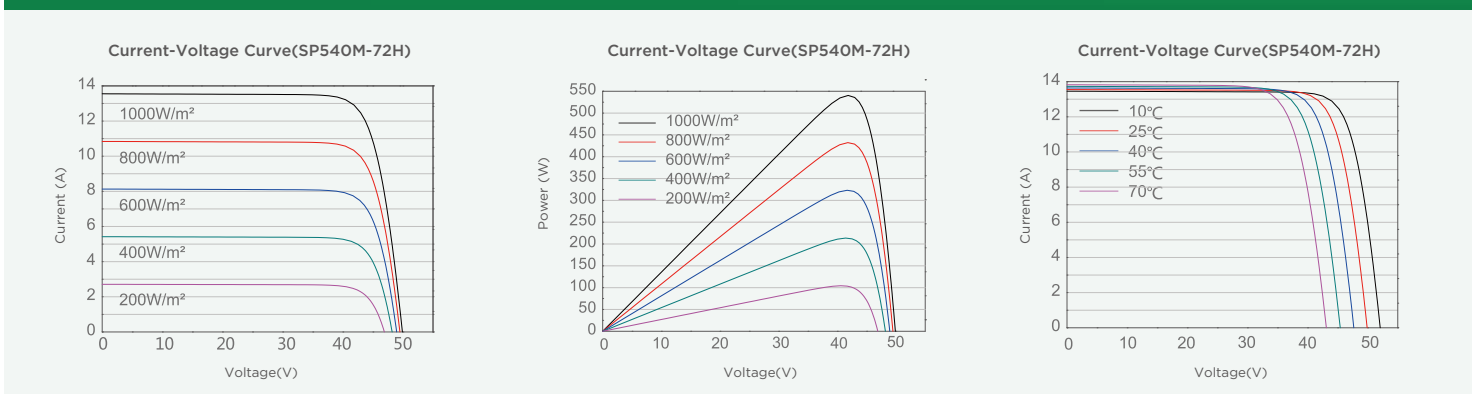
* NOCT (Nominal Operating Cell Temperature): Irradiance 800W/m², Ambient Temperature 20°C, Spectra at AM1.5, Wind at 1m/s

*Test uncertainty for Pmax: ±3%

Electrical characteristics with different rear side powerin (reference to 545W front)

Pmax/W	Vmp/V	Imp/A	Voc/V	Isc/A	Pmax gain
573	40.81	14.04	49.54	14.63	5%
600	40.81	14.75	49.64	15.32	10%
627	40.81	15.36	49.74	16.02	15%
654	40.81	16.03	49.84	16.72	20%
682	40.81	16.71	49.94	17.41	25%

I-V Curve



* 2022 Sunpal Solar Co.,Ltd. All rights reserved.

*CAUTION: READ SAFETY AND INSTALLATION INSTRUCTIONS BEFORE USING THE PRODUCT.

*Specifications included in this datasheet are subject to change without notice.



Add: No. 398 Ganquan Road, Hefei, Anhui, China.
Email: silvia@sunpalsolar.com **Tel:** +86 551 6586 5992
WhatsApp: +86 182 6991 2022 **Web:** www.sunpalsolar.com



WeChat

